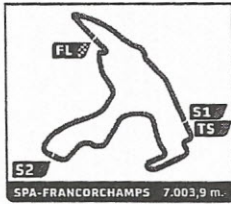


SPA RACING FESTIVAL
McMILLAN CATERHAM GRADUATES
RACE 1 (30' +1 lap)

Provisional Classification

Drivers	Nat	Team	Vehicle	Class	Laps	Total Time	Gap	Kph	Best Lap		
									Lap	Time	Kph
1 6 Brett RAY				MEG	9	25:55.472		145.9	6	2:52.952	145.8
2154 Neil SHINNER				MAX	9	25:55.649	+0.177	145.9	7	2:52.482	146.2
3151 Jeremy WEBB				MAX	9	25:56.016	+0.544	145.8	6	2:52.789	145.9
4188 Dylan STANLEY				MAX	9	25:56.230	+0.758	145.8	7	2:52.731	146.0
5153 Mick WHITEHEAD				MAX	9	25:56.351	+0.879	145.8	5	2:53.107	145.7
6163 Nick PANCISI				MAX	9	25:57.449	+1.977	145.7	7	2:52.608	146.1
7156 Martin AMISON				MAX	9	25:57.948	+2.476	145.7	2	2:53.510	145.3
8 2 Adrian RUSSELL				MEG	9	25:58.550	+3.078	145.6	8	2:53.301	145.5
9155 Richard PURSGLOVE				MAX	9	26:01.606	+6.134	145.3	4	2:53.983	144.9
10 10 Tom OVERTON				MEG	9	26:02.399	+6.927	145.2	6	2:53.343	145.5
11 8 Glenn BURTENSHAW				MEG	9	26:20.746	+25.274	143.6	3	2:53.704	145.2
12 33 Stuart HIGGINS				MEG	9	26:21.039	+25.567	143.5	7	2:55.125	144.0
13160 Martin JEFFS				MAX	9	26:21.605	+26.133	143.5	7	2:55.738	143.5
14102 Toby BRIANT				SUP	9	26:21.641	+26.169	143.5	7	2:55.576	143.6
15 25 Mike ROWLAND				MEG	9	26:21.775	+26.303	143.5	7	2:56.180	143.1
16159 Gary BURKE				MAX	9	26:21.936	+26.464	143.4	3	2:55.269	143.9
17108 Martin KAY				SUP	9	26:22.475	+27.003	143.4	4	2:55.380	143.8
18175 Ray GILLILAND				MAX	9	26:37.569	+42.097	142.0	9	2:56.454	142.9
19 27 John OGILVIE				MEG	9	26:38.097	+42.625	142.0	7	2:57.601	142.0
20129 Andy MOLSOM				SUP	9	26:45.968	+50.496	141.3	3	2:57.695	141.9
21 51 Max ROBINSON				SIG	9	26:47.502	+52.030	141.2	6	2:58.117	141.6
22 64 Alex GURR				SIG	9	26:47.935	+52.463	141.1	6	2:57.556	142.0
23 56 Andrew OUTERSIDE				SIG	9	26:48.588	+53.116	141.1	9	2:58.222	141.5
24 68 Zoltan CSABAI				SIG	9	26:49.015	+53.543	141.0	8	2:57.522	142.0
25123 Jonathan MILLER				SUP	9	26:49.017	+53.545	141.0	9	2:57.295	142.2
26 69 Tristan JUDGE				SIG	9	26:49.338	+53.866	141.0	6	2:57.446	142.1
27 19 Martin GEE				MEG	9	26:49.555	+54.083	141.0	8	2:57.230	142.3
28127 Tom HAYMAN-JOYCE				SUP	9	26:49.895	+54.423	141.0	9	2:57.725	141.9
29 20 Simon LONGMAN				MEG	9	26:50.644	+55.172	140.9	7	2:57.230	142.3
30 47 Nick HARYETT				SIG	9	26:51.190	+55.718	140.8	6	2:59.236	140.7
31 57 Nigel BOARD				SIG	9	26:52.797	+57.325	140.7	7	2:57.369	142.2
32103 Gareth CORDEY				SUP	9	26:59.344	+1:03.872	140.1	7	2:59.080	140.8
33110 Barry WHITE				SUP	9	27:00.455	+1:04.983	140.0	4	2:59.643	140.4
34 55 Scott LAWRENCE				SIG	9	27:01.260	+1:05.788	140.0	5	2:59.927	140.1
35 44 Bill SCOTT				SIG	9	27:12.775	+1:17.303	139.0	4	3:00.026	140.1
36 58 Jason GALE				SIG	9	27:13.017	+1:17.545	139.0	4	2:59.877	140.2
37147 Peter MICKLEWRIGHT				SUP	9	27:14.150	+1:18.678	138.9	8	3:00.553	139.6
38 24 Christopher BENFIELD				MEG	9	27:15.227	+1:19.755	138.8	3	2:57.440	142.1
39140 James POTTER				SUP	9	27:20.048	+1:24.576	138.4	9	3:00.748	139.5
40 16 Mark HARRISON				MEG	9	27:20.489	+1:25.017	138.3	6	2:59.874	140.2
41 67 Julian VIGGARS				SIG	9	27:20.766	+1:25.294	138.3	6	3:01.545	138.9
42 52 Michael DOWNING				SIG	9	27:21.489	+1:26.017	138.2	6	3:01.499	138.9
43109 Andy SKINNER				SUP	9	27:26.130	+1:30.658	137.9	4	3:00.313	139.8
44 66 Christopher BUCKLEY				SIG	9	27:29.477	+1:34.005	137.6	4	3:01.501	138.9
45 12 Peter MARSH				MEG	9	27:52.083	+1:56.611	135.7	2	3:05.230	136.1
46 75 Graeme SMITH				CLA	8	25:45.226		1 Lap 130.5	2	3:12.487	131.0
47 82 James CARVEY				CLA	8	25:51.785		1 Lap 130.0	8	3:13.609	130.2
48 77 Trevor HARBER				CLA	8	25:52.037		1 Lap 130.0	5	3:13.991	130.0
49 90 Marc NOARO				CLA	8	25:52.665		1 Lap 129.9	8	3:13.913	130.0
50 96 Colin JARDINE				CLA	8	25:52.944		1 Lap 129.9	4	3:13.946	130.0
51 81 Robin WEBB				CLA	8	26:13.644		1 Lap 128.2	3	3:15.092	129.2
52183 Keith ASHWORTH				MAX	8	26:38.272		1 Lap 126.2	8	2:55.118	144.0
53 89 Pete CANNARD				CLA	8	26:39.705		1 Lap 126.1	3	3:20.243	125.9
54 99 Michael SEGAL				CLA	8	28:09.491		1 Lap 119.4	8	3:28.029	121.2
Not classified:											
80 Peter TATTERSALL				CLA	8	25:51.534			2	3:12.792	130.8
79 Mark CARTER				CLA	8	25:52.364			6	3:13.075	130.6
114 Jamie WINROW				SUP	6	18:41.104			3	2:56.406	142.9
45 Andrew CONNOLLY				SIG	5	15:12.630			4	2:59.905	140.2
177 Fergus RYAN				MAX	4	11:37.150			3	2:54.153	144.8
165 Simon OLIPHANT				MAX	3	9:33.262			2	3:04.818	136.4
Not started											
21 Matt THOMPSON				MEG							

CATERHAM GRADUATES
RACING CLUB





SPA RACING FESTIVAL
McMILLAN CATERHAM GRADUATES
RACE 1 (30' +1 lap)

Provisional Classification

Drivers	Nat	Team	Vehicle	Class	Laps	Total Time	Gap	Kph	Best Lap	
									Lap	Time
59 Paul HAGEN				SIG						
98 Steve McMASTER				CLA						
119 Anthony JAFFE				SUP						
Pole Position			N. SHINNER					2:50.909		
Fastest Lap			Lap 7	Neil SHINNER				2:52.482		146.2 Kph

Published at

Track Status: **DRY**

Race Director:  1512	Timekeeper: 
--	--

04/10/2014 Page 2 / 2